

Year 4 Summer-Themed Maths Activity Booklet **Answers**



Use the key to colour the summer-themed picture.

At the Beach Café



Use the Beach Café menu to work out how much each customer has spent.



Menu	
	
Cola	£2.49
Lemonade	£2.35
Tea	£3.10
Coffee.....	£3.29
Ham sandwich.....	£6.99
Small chips.....	£2.60
Large chips	£3.60
Ice cream.....	£2.39
Pizza	£8.99
	

Table 1

Cola.....	£2.49
Ice cream.....	£2.39
Total	£4.88

Table 2

Tea.....	£3.10
Coffee	£3.29
Pizza.....	£8.99
Ham sandwich.....	£6.99
Total	£22.37

Table 3

2 × Tea	£6.20
Large chips	£3.60
Total	£9.80

Table 4

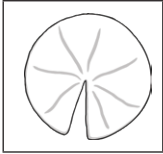
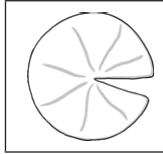
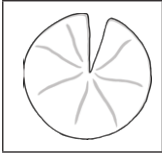
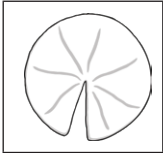
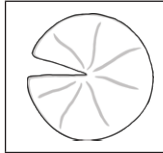
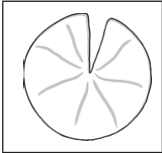
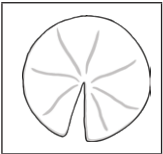
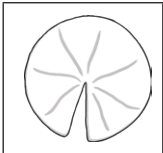
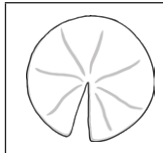
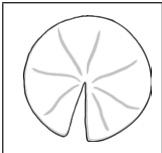
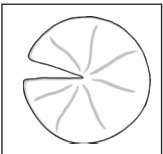
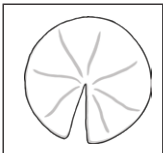
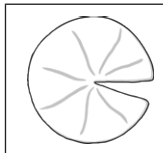
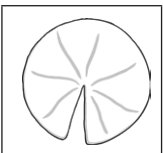
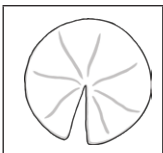
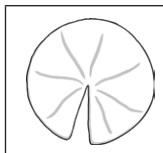
2 × Lemonade.....	£4.70
Coffee	£3.29
2 × Ice cream.....	£4.78
Small chips.....	£2.60
Total	£15.37



Counting in 7s Summer Maze

Help the frog find the path through the lily pad maze by counting on in sevens from zero.



	0	7	14	28	35	42	49
14		21		14		42	
21	28	28	14	21	28	35	
49		35		35		42	
6	49	56	49	42	35	42	84
63		63		35		56	
70	63	70	84	91	98	105	112
77		77		98		171	
98	91	84	77	154	161	168	
105		89		147		175	
112	119	126	133	140	133	147	



Multiplication and Division Facts

Summer Mosaic


Solve the calculations to reveal the hidden picture. Each answer has a special colour.





yellow = 1 – 6 | blue = 7 – 30 | red = 31 – 60 | green = 61 – 90 | black = 91 – 144

$21 \div 3$	$35 \div 5$	5×5	$81 \div 9$	4×7	$110 \div 11$	$99 \div 9$	$63 \div 9$	5×4	3×10	$108 \div 9$
3×9	$32 \div 4$	8×12	11×10	$36 \div 3$	8×3	12×7	8×8	6×12	10×7	7×9
3×7	9×11	$56 \div 7$	2×8	12×12	$36 \div 3$	8×11	$96 \div 8$	$84 \div 7$	$56 \div 8$	8×9
10×10	6×5	$72 \div 9$	$96 \div 8$	8×2	12×10	12×6	9×9	9×7	7×11	9×8
9×12	$49 \div 7$	8×2	4×5	4×4	11×11	5×4	$36 \div 3$	6×11	$72 \div 9$	$96 \div 8$
4×9	8×7	4×9	7×8	6×7	7×7	2×8	$96 \div 8$	7×12	8×3	4×5
3×3	7×7	9×4	5×9	11×5	4×7	$110 \div 11$	$99 \div 9$	7×9	$49 \div 7$	8×3
$15 \div 3$	7×7	12×4	12×5	12×3	$15 \div 3$	12×6	9×9	9×7	7×11	9×8
$32 \div 8$	11×5	4×9	7×8	7×6	$32 \div 8$	12×7	8×8	6×12	10×7	7×9
$55 \div 11$	7×7	12×4	7×6	4×9	$16 \div 8$	$12 \div 3$	12×6	9×9	9×7	$16 \div 8$
$8 \div 4$	$28 \div 7$	$36 \div 6$	$35 \div 7$	$11 \div 11$	$32 \div 8$	$16 \div 8$	$16 \div 4$	$32 \div 8$	1×4	$24 \div 8$

Summertime I Spy and Calculations

Count the summer-themed objects and then solve the calculations.




	Number of ladybirds: 9	Number of spots on each: 6	Number of spots in total: 54
	Number of flowers: 7	Number of petals on each: 8	Number of petals in total: 56
	Number of strawberry plants: 12	Number of strawberries on each: 4	Number of strawberries in total: 48
	Number of kites: 9	Number of bows on each: 3	Number of bows in total: 27

Holiday Time!



What time did the children get up?

6:05 a.m. or 06:05



What time did the children set off for the beach?

6:50 a.m. or 06:50




What time did the children stop at the service station for breakfast?

8:28 a.m. or 08:28




What time did the children arrive at the seaside?


9:54 a.m. or 09:54




Draw the hands on the clock to show when the children had fish and chips.



Draw the hands on the clock to show when the children built a sandcastle.



The clock shows when the children went paddling in the sea. They came out of the sea after 45 minutes. Draw the hands on the clock to show when they finished paddling.



The clock shows when the children began their journey home. It took 2 hours and 25 minutes to get home. Draw the hands on the clock to show when they got home.

Summer Holiday Code Breaker

Solve the calculations and use the code breaker to spell out the summer-themed words.

A	B	C	D	E	F	G	H	I	J	K	L	M
26	25	24	23	22	21	20	19	18	17	16	15	14

N	O	P	Q	R	S	T	U	V	W	X	Y	Z
13	12	11	10	9	8	7	6	5	4	3	2	1

	Answer	Letter
$72 \div 9$	8	S
Half of 12	6	U
$27 - 14$	13	N
$100 - 81$	19	H
Double 13	26	A
$700 \div 100$	7	T

	Answer	Letter
$55 \div 5$	11	P
3×6	18	I
$235 - 211$	24	C
$130 \div 10$	13	N
$36 \div 2$	18	I
4×6	24	C
$75 \div 3$	25	B
3×5	15	L
$60 - 34$	26	A
$78 - 65$	13	N
$5 + 7 + 4$	16	K
$\frac{2}{3}$ of 33	22	E
$49 \div 7$	7	T



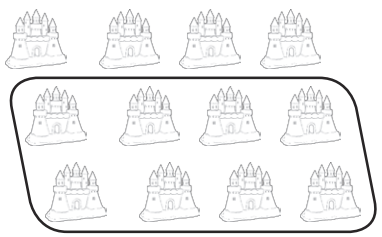
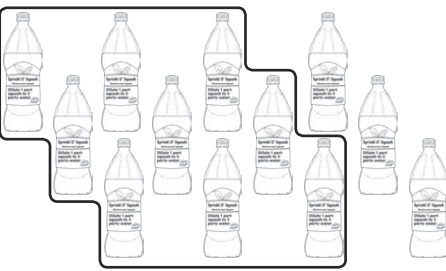
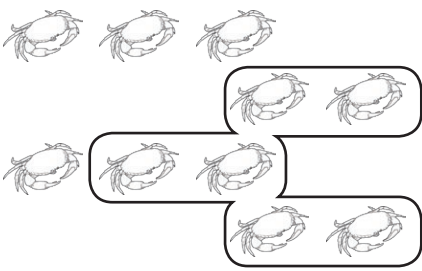
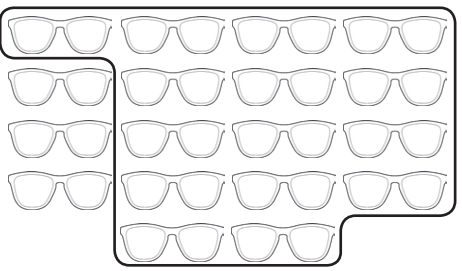
	Answer	Letter
$50 - 32$	18	I
Half of 48	24	C
$66 \div 3$	22	E

	Answer	Letter
$99 - 91$	8	S
$171 - 158$	13	N
$60 \div 5$	12	O
$108 \div 12$	9	R
$\frac{4}{5}$ of 20	16	K
$7 + 8 + 7$	22	E
$45 \div 3$	15	L

	Answer	Letter
3×7	21	F
2×9	18	I
$48 \div 6$	8	S
$\frac{1}{2}$ of 38	19	H
3×6	18	I
$39 \div 3$	13	N
$100 \div 5$	20	G
$63 \div 7$	9	R
$84 \div 7$	12	O
$92 \div 4$	23	D

Summer Fractions

Write a fraction sentence for each picture. The first one has been done for you.

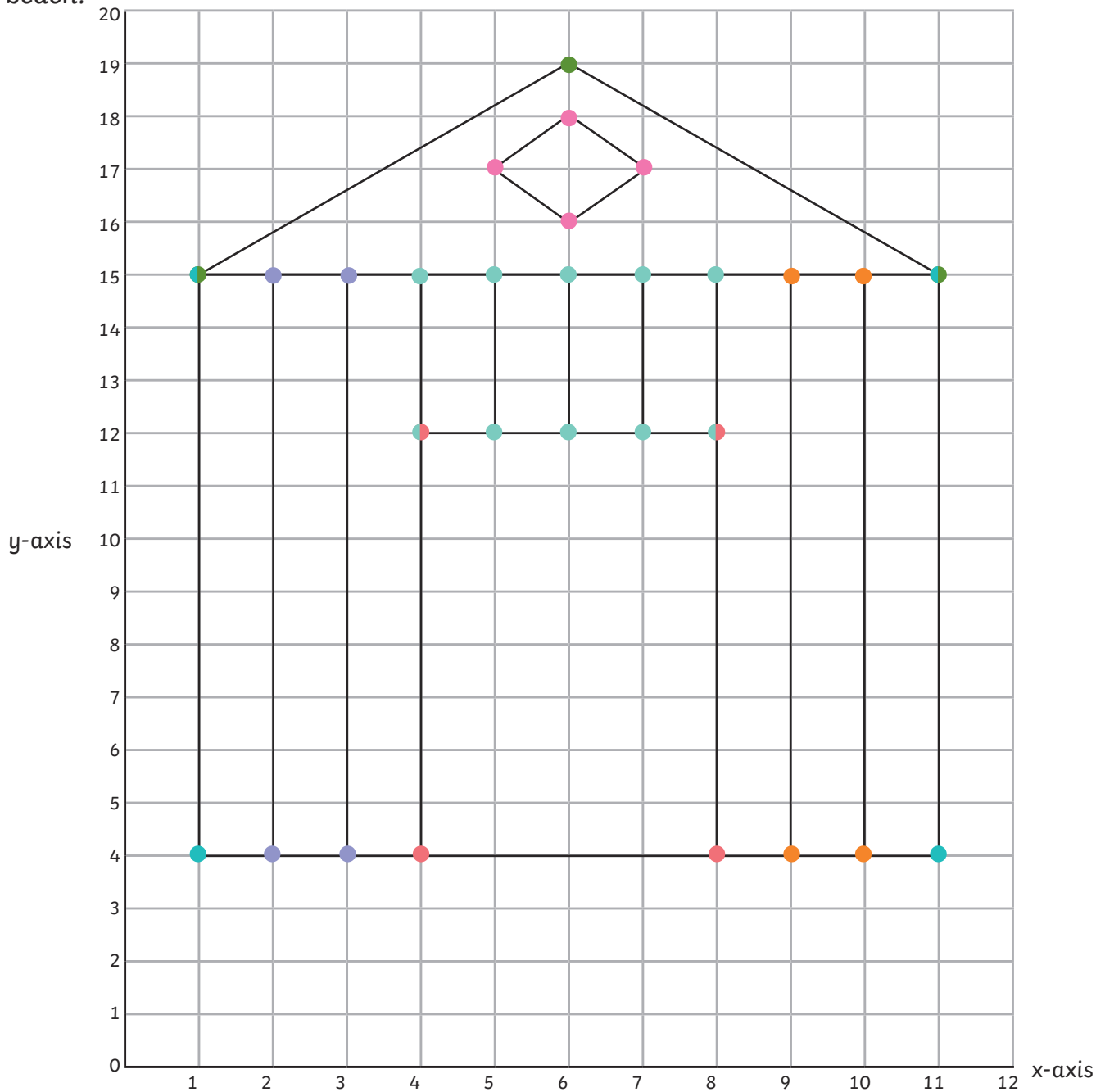
 <p>$\frac{2}{3}$ of 6 = 4</p>	 <p>$\frac{1}{4}$ of 8 = 2</p>	 <p>$\frac{2}{3}$ of 12 = 8</p>
 <p>$\frac{3}{4}$ of 12 = 9</p>	 <p>$\frac{3}{5}$ of 10 = 6</p>	 <p>$\frac{5}{6}$ of 18 = 15</p>

Can you draw some summer-themed pictures to go with each fraction sentence?

<p>$\frac{1}{2}$ of 10 = 5</p> <p>Pupil's own answer showing 10 items, 5 of which are contained within a circle.</p>	<p>$\frac{3}{4}$ of 8 = 6</p> <p>Pupil's own answer showing 8 items, 6 of which are contained within a circle.</p>
<p>$\frac{2}{3}$ of 9 = 6</p> <p>Pupil's own answer showing 9 items, 6 of which are contained within a circle.</p>	<p>$\frac{3}{4}$ of 20 = 15</p> <p>Pupil's own answer showing 20 items, 15 of which are contained within a circle.</p>

Coordinates Mystery Picture

Plot these coordinates on to the grid and join them together to draw a place to relax while on the beach.



Line 1:	(1, 15)	(6, 19)	(11, 15)	(1, 15)						
Line 2:	(1, 15)	(1, 4)	(11, 4)	(11, 15)						
Line 3:	(4, 4)	(4, 12)	(8, 12)	(8, 4)						
Line 4:	(2, 15)	(2, 4)	(3, 4)	(3, 15)						
Line 5:	(9, 15)	(9, 4)	(10, 4)	(10, 15)						
Line 6:	(4, 15)	(4, 12)	(5, 12)	(5, 15)	(6, 15)	(6, 12)	(7, 12)	(7, 15)	(8, 15)	(8, 12)
Line 7:	(6, 18)	(5, 17)	(6, 16)	(7, 17)	(6, 18)					

Time Zone Text Messages

Read the holiday text messages and calculate what time it is in the United Kingdom. Write the time using the 12-hour clock.

Hello from Greece. It is 15:17.
The time is 2 hours ahead
of the UK.

1:17 p.m.



Greetings from Austin, Texas,
USA. It is 17:48. The time is 6
hours behind the UK.

11:48 p.m.

Happy holidays from Moscow,
Russia. It is 02:21.
The time is 2 hours ahead
of the UK.

12:21 a.m.

Good afternoon from Canada.
It is 16:18. The time is 5
hours behind the UK.

9:18 p.m.

G'day from Sydney, Australia.
It is 08:36. The time is 10
hours ahead of the UK.

10:36 p.m.

