



# Ideas for Home Learning for Year 4

Week beginning: 13<sup>th</sup> July 2020

# Our context for learning this half term is The Tudors



You will find some fuller details by looking at our Curriculum Framework for Year 4. Our latest curriculum framework can also be found on the St Matthew's Website at [http://www.stmatthews.cambs.sch.uk/website/curriculum\\_1/185652](http://www.stmatthews.cambs.sch.uk/website/curriculum_1/185652)

## Ideas for Activities

The following are suggested activities. There is a range of worksheets, online/screen based tasks and practical tasks. If you don't have access to an electronic device, please don't worry about completing the online tasks if that is not possible. Please note that your child is **not** expected to complete all of them, the options are there to choose from for which suit you/your child.

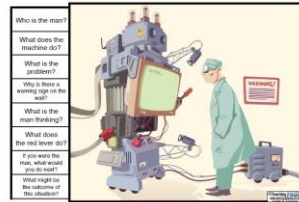
The children are of course welcome to do their own free choice of writing. The main thing is that they continue to write.

You do not have to print out all of the attachments/sheets. It is possible to do most activities on paper or in books, looking at a sheet or task on the screen, or writing down key points.

Subject	Worksheet	On-line activity	Practical Task
<p>Reading</p>  <p>Keep reading your personal reading book. Try to read for at least 20mins a day.</p>	<p>Try this Dino Reading Rush challenge:</p>  <p>1 DINO RUSH READING CHALLENGE</p>	<p>Read a Bug Club Book using your <b>Active Learn</b> password. (If you don't know your password, please let your class teacher know and we can set this up for you).</p> <p><a href="http://www.activelearnprimary.co.uk">www.activelearnprimary.co.uk</a></p>	<p>Design an alternative front cover for your favourite book</p>

Comprehension

Use your inference and deduction skills to answer questions about this Puzzling Picture



**2 PUZZLING PICTURE TASK**

n/a

n/a

## Writing

(linked to our Tudors Context)

### The Cheapside Tudor Treasure Hoard



See 3 CHEAPSIDE TREASURE HOARD IMAGE



### See 3 WRITING TASKS TUDOR TREASURE

### And 3 POCKET GUIDE TO TUDOR LONDON

### And 3 TUDOR STORYMAKER TEMPLATE

### 3 TUDOR SCHOOL STORY TEMPLATE

Your Writing Tasks this week are based on the discovery of **'The Cheapside Hoard'** - the greatest collection of Tudor and Jacobean jewellery ever discovered'

### See 3 WRITING TASKS TUDOR TREASURE



### Complete Activities 1 to 5

### ADDITIONAL WRITING TASKS

Write your own Tudor Stories using these templates to plan your story. Write your story in your book or on paper:

### 3 TUDOR STORYMAKER TEMPLATE

### 3 TUDOR SCHOOL STORY TEMPLATE



Find out more about Tudor London and make your own notes or poster

### Look at this Pocket Guide to Tudor London

<https://cutt.ly/uiVvHKw>

### Useful websites

#### DK FIND OUT

<https://cutt.ly/riVvBBz>

#### PROJECT LONDON

<https://cutt.ly/ciVv3rW>

#### KIDDLE

<https://cutt.ly/FiVbwxB>

#### LONDON GRID FOR LEARNING

<https://cutt.ly/uiVbp5U>

Make your own Guide to Tudor London: this could be a poster, leaflet, booklet or electronic guide (see on line ideas and resources to left)



### See 3 POCKET GUIDE TO TUDOR LONDON



#### What was life like in Tudor London?

Tudor London (1485-1603) was the largest city in the country and was growing fast. Its population quadrupled from around 50,000 people in 1500 to 200,000 in 1600. This was due to the huge number of people moving to London from elsewhere in the country and abroad.

London was a popular place to live as it was the hub of trade and industry, the home of government and the royal court, and the centre for literature and the arts. However, the population growth led to over-crowding, poor sanitation, disease, bad housing and crime. Though London was the home of the wealthiest people, it also had many of the poorest.

#### How big was Tudor London?



The first maps of London were made in the Tudor period and they tell us a lot about what London was like. This map from 1574 shows the City of London in the centre, with Westminster on the left and Southwark at the bottom. London was quite small - only about three miles (nearly five kilometres) long from the Tower of London in the east to Westminster Palace in the west. The City of London, inside the ancient walls, was crowded with narrow, winding streets. London was surrounded by fields - it would only take about 20 minutes to walk from the City centre to the countryside.

Between the City and Westminster, along the street known today as the Strand, was a row of palaces which belonged to rich noblemen. They had beautiful gardens which stretched down to the Thames riverbank.

There were only one bridge across the River Thames in London: London Bridge. The bridge was very busy with traffic, so the quickest way to get across the river was by boat, which cost one penny.



Map of Tudor London dating to 1574

Subject	Worksheet	On-line activity	Practical Task																																																																		
Mrs Wordsmith (vocabulary)	<p>This week's word is:</p> <p>Pot-bellied</p> <p>Complete the attached sheet 4 MRS WORDSMITH</p> <div><div>Mrs Wordsmith (Vocab work) w/b 13.07.20</div><div></div></div>	n/a	<p>Make a poster for one of this week's words</p> <ul style="list-style-type: none"><li>• Use a cartoon character</li><li>• Show what the word means</li><li>• Use popular word pairs</li></ul> <div></div>																																																																		
Tudor words and phrases	<p>See 8. Tudor phrases and words.</p> <p><u>Tudor phrases</u></p> <p>Below are some words and phrases that the Tudors used to use. Have a go at using them with family members or friends. I wonder if they will understand what you are saying?</p> <p>If you would like a challenge, have a go at creating some short dialogues between 2 people from the Tudor era...</p> <div><p>"Good morrow, Your Grace. How mayest I be of service to thee?" asked the servant.</p><p>"My garb be soiled!" Shouted the King.</p><p>"Nay Your Grace, Thy raiment is beauteous, pray sit ye down," said the peasant, as calmly as possible.</p></div>	n/a	n/a																																																																		
Spellings	<p>See 7. Spellings</p> <div><div>LOOK SAY COVER WRITE CHECK</div><table><tr><th></th><th>1<sup>st</sup> attempt</th><th>2<sup>nd</sup> attempt</th><th>3<sup>rd</sup> attempt</th><th>4<sup>th</sup> attempt</th><th>5<sup>th</sup> attempt</th></tr><tr><td>surprise</td><td></td><td></td><td></td><td></td><td></td></tr><tr><td>therefore</td><td></td><td></td><td></td><td></td><td></td></tr><tr><td>though</td><td></td><td></td><td></td><td></td><td></td></tr><tr><td>although</td><td></td><td></td><td></td><td></td><td></td></tr><tr><td>thought</td><td></td><td></td><td></td><td></td><td></td></tr><tr><td>through</td><td></td><td></td><td></td><td></td><td></td></tr><tr><td>various</td><td></td><td></td><td></td><td></td><td></td></tr><tr><td>weight</td><td></td><td></td><td></td><td></td><td></td></tr><tr><td>woman</td><td></td><td></td><td></td><td></td><td></td></tr><tr><td>women</td><td></td><td></td><td></td><td></td><td></td></tr></table></div>		1 <sup>st</sup> attempt	2 <sup>nd</sup> attempt	3 <sup>rd</sup> attempt	4 <sup>th</sup> attempt	5 <sup>th</sup> attempt	surprise						therefore						though						although						thought						through						various						weight						woman						women						n/a	n/a
	1 <sup>st</sup> attempt	2 <sup>nd</sup> attempt	3 <sup>rd</sup> attempt	4 <sup>th</sup> attempt	5 <sup>th</sup> attempt																																																																
surprise																																																																					
therefore																																																																					
though																																																																					
although																																																																					
thought																																																																					
through																																																																					
various																																																																					
weight																																																																					
woman																																																																					
women																																																																					

## Maths: Symmetry, position and movement

This week we would like you to look at **WEEK 12** of White rose maths, which ties in with the BBC bitesize lessons and activities.

Follow the link to the White Rose home learning page: <https://whiterosemaths.com/homelearning/year-4/>

There are four lessons to watch this week, ideally one each day. Your child should then complete the white rose activity for each lesson. The lesson activity sheets are no longer available free on White rose but they are attached as PDF's.

Your child can complete the sheets on paper or in their book by looking at the sheet on screen (or you can print if able).

The White rose Home learning section for Year 4, Summer WEEK 12 will also have a link to BBC bitesize activities for each lesson.

<https://www.bbc.co.uk/bitesize/tags/z63tt39/year-4-and-p5-lessons/1> this contains extra videos, activities & sheets

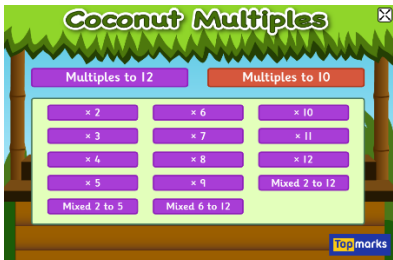
If your child needs further support in any lesson or is finding the White rose sheets tricky, please look on Espresso <https://bit.ly/2SIGUXg> and look at videos, activities and worksheets on the topic being covered in that day's lesson. NOTE: The BBC activities and sheets are usually slightly easier than the White rose sheets.

We will be going over all of the Maths covered whilst school has been closed and filling any gaps in the children's learning, once we are back in school.

### Challenges & Problems:

Please look on n-rich website for range of challenges, puzzles and games <https://nrich.maths.org/primary>, especially their new **Maths at Home section**. Excellent for children with solid understanding of white rose lessons.

The White rose are also putting Friday Maths challenge videos and tasks each week for the whole family to have a go!

Subject	Worksheet	Online activity	Practical task
Times tables	Continue to learn and practise times tables up to 12 x 12. When you know each times table try to develop your speed of recall of multiplication facts and related division facts.	<p><b>Coconut Multiples games:</b> <a href="https://www.topmarks.co.uk/times-tables/coconut-multiples">https://www.topmarks.co.uk/times-tables/coconut-multiples</a></p> 	Make a game to help learn your most tricky times tables facts



## Context/History:

Our Context for Learning is The Tudors

## The Spanish Armada



See 5 SPANISH ARMADA SLIDES

5 SPANISH ARMADA WORK (all worksheets & cards)

5 SPANISH ARMADA INFO SHEET

5 TUDOR SAILING DO'S and DON'TS

## To find out about the attack of the Spanish Armada

1. Watch this BBC video about the Spanish Armada

<https://www.bbc.co.uk/bitesize/guides/z4s9q6f/video>

2. Look at 5 SPANISH ARMADA SLIDES

3. Try one of these tasks: **EASIER:** read the Invasion Cards and discuss what order the events happened in. Cut and stick the cards in chronological order onto the blank boxes on **WORKSHEET A.**



**MEDIUM:** read the 5 Invasion Cards, and then cut and stick them in chronological order onto the blank boxes on **WORKSHEET B.** Children then need to draw the route of the Spanish Armada on the map.




**HARDER:** On **worksheet 3C**, complete the labels on the map. Then read the Invasion Cards, and cut and stick them in chronological order onto the blank boxes. Draw the



Listen to this BBC Schools radio Spanish Armada drama:

<https://www.bbc.co.uk/teach/school-radio/history-tudors-the-spanish-armada/zbtxjvh>

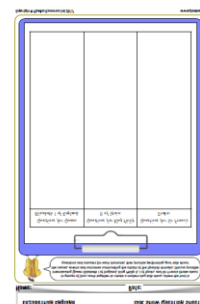
After listening try the 5 TUDOR SAILING DO'S AND DON'T'S WORKSHEET



## DRAMA TASK: with your family !






Create a modern day 'talk show' where the host is interviewing King Philip II of Spain, Queen Elizabeth I of England and Sir Francis Drake about the causes, events and outcomes surrounding the attack of the Spanish Armada. Record their questions for each other on the 5 **Talk Show Question Sheet.** Take it in turns to be the different characters



## Try these fun Spanish Armada tasks

5 ARMADA CROSSWORD

5 ARMADA WORDSEARCH

	<p>route of the Spanish Armada on the map.</p> 		
<p><b>STEM</b></p>	<p><b>See 6. STEM activities.</b></p> <p><b>Parents/carers</b> – some of the activities may require adult supervision. There are also some links to videos.</p> <p>Have a look at the activities and perhaps choose 1 or a few of them you may like to try.</p> <div data-bbox="438 712 1511 1547"> <h3 style="text-align: center;">Starters for STEM</h3> <div style="text-align: right;">  </div> <p>Starters for STEM are 10 activities that parents can use at home to help children develop their science, technology, engineering and maths skills. These activities are easy to resource and provide children with the stimulus to talk about the world around them. If you see a link you can explore how to extend these activities, you will need to sign up, for free, to access these materials. Don't forget to share your work on social media</p> <p><b>#ScienceFromHome</b></p> <div> <div> <p><b>Brilliant bridges</b></p> <p>The world's longest bridge is in China and is 164.8km long. It would take more than two days to walk the length of this bridge.</p> <p>Try building a bridge big enough for a toy car. You could use paper, Lego or any other building materials you might have at home.</p> <p><a href="https://bit.ly/3fhNeJe">https://bit.ly/3fhNeJe</a></p> </div> <div> <p><b>Sophia Barnacle</b></p> <p>Sophia was a British inventor who invented the Helter-skelter slide in 1907.</p> <p>Try using junk box materials to make your own helter-skelter or marble run.</p> <p><a href="https://bit.ly/2YUJmys">https://bit.ly/2YUJmys</a></p> </div> <div> <p><b>Autosub 6000 Ocean Floor Mission</b></p> <p>Use scratch to debug and improve the Autosub6000 around the ocean floor. Activity notes and instructions can be found here: <a href="https://bit.ly/3enBu7s">https://bit.ly/3enBu7s</a></p> </div> <div> <p><b>Unplugged Coding</b></p> <p>Watch <a href="https://bbc.in/2XBWnp">https://bbc.in/2XBWnp</a></p> <p>Create a simple under the sea obstacle course or draw an obstacle course on a piece of paper.</p> <p>Write simple code to guide the submarine around the obstacles found under the sea. E.g. Rocks, ship wrecks, sleeping octopus. E.g. →→→→→→→→→→</p> </div> <div> <p><b>Origami</b></p> <p>When the Japanese Space Agency is looking for new astronauts they set them a challenge to create as many origami cranes as they can in a set time. They all have to be identical, with perfect folds. Try making an origami animal following instructions online. Can you make it again so the next one is identical?</p> </div> <div> <p><b>Design a sports kit</b></p> <p>Design a sports kit suitable for a sport you choose.</p> <p>Think about where this sport takes place (e.g. indoors, outdoors, on water etc.). Think about the type of material you will use and why you have used it.</p> <p><a href="https://bit.ly/3c401wy">https://bit.ly/3c401wy</a></p> </div> <div> <p><b>Clucking chickens</b></p> <p>Make an instrument that sounds like a chicken. You will need: tin can/ plastic cup, and some string.</p> <p>Make a small hole in the base of a plastic cup. Thread string through the hole and knot it on the inside. Wet your fingers and run them down the string to produce a clucking noise</p> <p><a href="https://bit.ly/3berawB">https://bit.ly/3berawB</a></p> </div> <div> <p><b>Making Music</b></p> <p>A kazoo is a simple wind instrument that create a humming sound.</p> <p>Take a cardboard tube and cover the end with greaseproof paper held on with an elastic band. Make a hole in the tube close to the elastic band. Now hum down the tube from the open end.</p> <p>What can you hear? What is making the sound?</p> <p><a href="https://bit.ly/3berawB">https://bit.ly/3berawB</a></p> </div> <div> <p><b>Heavier than a potato</b></p> <p>Hold a potato in one hand. What can you find in your house that is heavier than your potato?</p> <p>What is lighter?</p> <p>Can you find something that weighs the same?</p> </div> <div> <p><b>Expanding gummy bears</b></p> <p>You will need a selection of gummy bears. Measure their length.</p> <p>Now put a gummy bear in water and leave it for a few hours. Take the bear out of the water. What has happened to it?</p> <p>What other liquids could you test your gummy bear in?</p> </div> </div> <p style="text-align: right;">Week beginning 11th May 2020</p> </div>		
<p><b>DANCE</b></p> <p><b>**NEW**</b></p>	<p><b><u>Tudor Dance</u></b></p> <p>Watch this video of Tudor dancing and make up your own.</p> <p><a href="https://www.bbc.co.uk/bitesize/clips/zt4kjsx">https://www.bbc.co.uk/bitesize/clips/zt4kjsx</a></p> 		



P.E	<p><i>Mrs. Woolfe</i> (our PE teacher) has recorded some PE lessons for every year group. These are available each week in the Home Learning section on our school website :</p> <p><a href="http://www.stmatthews.cambs.sch.uk/website/pe/465070">http://www.stmatthews.cambs.sch.uk/website/pe/465070</a></p> <p>or have a go at <i>Joe Wicks' daily P.E. sessions</i></p> <p><a href="https://www.youtube.com/watch?v=cABsHbhqv7Q">https://www.youtube.com/watch?v=cABsHbhqv7Q</a></p> <p>Or try these <b>online 5-minute follow-along fun fitness routines</b> with an array of different themes, from Pirates to Superheroes, and Pop to Jive. The Time-2-Chill resources are 2-minute follow-along routines concentrating on relaxation, imagination, co-ordination and mindfulness, a great way to assist well-being.</p> <p><a href="https://player.5-a-day.tv/player">https://player.5-a-day.tv/player</a></p> <p>The home access username and password for parents/carers and pupils of St Matthew's is:  <b>USERNAME: 5-a-dayAtHome</b>      <b>PASSWORD: AtHome123</b></p>
French	<p>Madame Lombardi (our French teacher) has put together home learning tasks for this week</p> <p>See attached <b>7 YEAR 4 FRENCH ACTIVITIES</b>    13.07.20</p>

## Online Learning Materials

Children may find the following online resources interesting. Some relate to our context for learning, others are to do with specific subjects like mathematics.

- Espresso ([www.discoveryeducation.co.uk](http://www.discoveryeducation.co.uk)) is an online learning resource which we use in school across the curriculum. We now have free access for all parents and children to use at home. Log in details are below.

Username: student6144

Password: matthews10

- <https://www.topmarks.co.uk/> excellent maths games, but lots of activities for all curriculum areas
- <https://www.topmarks.co.uk/english-games/7-11-years/spelling-and-grammar> spelling and grammar activities
- <https://plprimarystars.com/home-learning> Football related Maths, English and other activities

## The Tudors

- <http://www.primaryhomeworkhelp.co.uk/tudors/interactive.html> selection of Tudor games and activities
- <https://www.topmarks.co.uk/Search.aspx?q=tudors> fantastic selection of Tudor information and games
- <http://www.show.me.uk/tag/tudor> excellent selection of Tudor websites to explore
- <http://tudors.lgfl.org.uk/timeline.html> interactive Tudor timeline
- <http://tudors.lgfl.org.uk/loading.html> brilliant site from London Grid for Learning all about Tudor London



### Chance To Shine Cricket : Activities to try at home

This half term Year 4 classes would usually have **Cricket coaching** from **Steve Taylor**, who has taught all of the children Cricket sessions at St. Matthew's since Year1. As we are not currently in school it is unlikely the children will get these sessions, although they will have further sessions with Steve in Year 5. Chance to Shine are a charity who provide funding for cricket coaches to provide sessions in schools across the country to develop children's physical activity and skills through cricket based skills sessions. They have put together a collection of short cricket activity session videos to watch at home and easy skills for your children to try.

<https://tinyurl.com/Chance-to-shine>

Please get in touch if your child wants to share any work with us or anything else we can help with. As term ends on Tuesday 21<sup>st</sup> July this is the last of our Year 4 packs. You will receive some home learning tasks to complete next week from your child's new class teacher.

Thank you for all of your efforts with home learning and the support and kindness offered to us this year. We wish you all a lovely Summer and look forward to seeing the children and all of you when safe to do so.

*Mrs Bates, Mr Collard, Miss Hardyman*

[cbates@stmatthews.cambs.sch.uk](mailto:cbates@stmatthews.cambs.sch.uk)

[mcollard@stmatthews.cambs.sch.uk](mailto:mcollard@stmatthews.cambs.sch.uk)

[fhardyman@stmatthews.cambs.sch.uk](mailto:fhardyman@stmatthews.cambs.sch.uk)