



Ideas for Home Learning for Year 2

Week beginning: 6th July

Our context for learning this half term is:

Seashells and Shanties.










You will find some fuller details by looking at our Curriculum Framework for Year 2. Our latest curriculum framework can also be found on the St Matthew's Website at


http://www.stmatthews.cambs.sch.uk/website/curriculum_1/185652



Ideas for Activities

The following are *suggested* activities. There are a range of worksheets, online/screen based tasks and practical tasks. If you do not have access to an electronic device, please don't worry about completing the online tasks if that is not possible. Please note that your child is **not** expected to complete all of the activities, the options are there for you to choose the ones that best suit your family circumstances.

Please feel free for children to do their own free choice of writing as the main thing is that they continue to write and enjoy writing.

Subject	Worksheet	On-line activity	Practical Task
<p>Reading</p>  <p>Keep reading your personal reading book. Try to read for at least 15 mins a day.</p>	<p>n/a</p>	<p>Read a Bug Club Book using your Active Learn password. (If you don't know your password, please let your class teacher know and we can set this up for you).</p> <p>www.activelearnprimary.co.uk</p>	<p>n/a</p>
<p>Writing</p>  <p>This week we are basing our writing on the book 'Window' by Jeannie Baker.</p> 	<p>Pick one or more of the following:</p> <p>Task 1 - Choose one picture from the story and on the attached sheet makelist of nouns (names of people, places or objects) you can see in it. Now think of an adjective (describing word) for each noun.</p> <p>Task 2 - Using the sheet attached, write a description of what you can see through the window at the beginning and the end of the story. How are they different?</p> <p>Task 3 - Retell the story from the point of view of Sam (the little boy). How does he feel about how things change in his local area?</p> <p>Task 4 - If you could live in Sam's house at just one point in the story which would it be and why?</p>	<p>Look at the story 'Window' by Jeannie Baker.</p> <p>https://www.slideshare.net/MrsJuteau/windows-2992791</p> <p>This is a book without words. Look carefully at the illustrations. How do they tell the story? What is happening in each scene? What do you notice?</p> <p>Purple Mash</p> <p>Using the animation program make a series of pictures to show a changing scene through a window</p>	
<p>Spellings</p>  <p>This week's rule: Homophones</p> <p>Homophones are words that sound the same but have different meanings. They also have different spellings</p>	<p>Complete the homophones worksheet. Choose the correct word to finish the sentence.</p>	<p>Go to BBC bitesize: https://www.bbc.co.uk/bitesize/articles/z7g8jhv and watch the video about homophones. Then complete activity 1 – the homophones mini game on Small Town Superheroes. Use the yellow arrows to find the 'Steve' section and find the homophones castle game.</p>	<p>How many different homophones can you think of? Choose a pair of homophones and draw a picture or poster to show the two (or more) different meanings. Here are a few examples:</p> <div data-bbox="1171 1816 1474 2074">     <div> <div>pair</div> <div>pear</div> <div>see</div> <div>sea</div> </div> </div>

<p>Grammar</p> 	<p>n/a</p>	<p>Nouns and adjectives. Go to espresso and complete the nouns and adjective activities. https://central.espresso.co.uk/espresso/modules/e1_grammar/activities/index.html</p>	<p>n/a</p>
<p>Maths</p> <p>In maths this week we will be learning about measurement and time. To do this, we will be using the White Rose Maths daily lessons. Each day has an online lesson to watch and an activity sheet to complete. Follow the link to find the lessons, activity sheets (also attached) and the answer sheets. https://whiterosemaths.com/homelearning/year-2/ Go to Week 11 and the lessons are as follows:</p> <p>Lesson 1 – Litres Lesson 2 – Temperature Lesson 3 – O clock and half past Lesson 4 – Quarter past and quarter to</p> <p>Problem Solving Activities</p> <p>Below are additional online and practical activities to practise your mental calculation skills if you want an extra challenge. Please feel free to choose as many or as few of the activities we have provided, depending on the needs of your child</p> <p>Activity 1 – Ordering capacity. Play this game on Espresso to order items by the amount they hold. https://central.espresso.co.uk/espresso/primary_uk/subject/module/activity/item852520/grade1/module849225/index.html</p> <p>Activity 2 – Look around your kitchen. How many things can you find that contain 1 litre? Compare their shapes and sizes.</p> <p>Activity 3 – Purple mash Telling the time quiz.</p> <p>Activity 4 – Marching Madness Logon to Activelearn and look in your allocations to play this game matching times to quarter to and quarter past.</p>			

Subject	Worksheet	Online activity	Practical task
<p>Our topic for this term is: Seashells and Shanties.</p>  <p>History and Geography</p>	<p>The Isle of Struay. Look at the 'Islands' powerpoint. Katie Morag lives on the Isle of Struay which is based on a real island called the Isle of Coll in Scotland. On the map of the British Isles mark on Cambridge and Struay in Scotland and complete the sentences. What other cities can you add? Can you add a key for your map?</p> <p>Look at the map of Katie Morag's Struay. What features can you identify from the story? Can you find them on the map? Complete your own map of the Island of Struay. Fill in the key, colour the sea and draw the features on the map.</p>	<p>Watch one of the episodes of Katie Morag on cbeebies iplayer: https://www.bbc.co.uk/iplayer/episodes/b04xdngw/katie-morag</p> <p>Purple Mash British Isles. Complete the activity by labelling the different islands in the British Isles.</p>	
<p>Science</p> 	<p>Beach habitats Look at the beach habitat information powerpoint. Then complete the beach habitat sorting sheets.</p>	<p>Watch the 'seashore habitat' video on espresso https://central.espresso.co.uk/espresso/primary_uk/subject/module/video/item1155325/grade1/module1142775/index.html</p> <p>Purple Mash Go to 'rockpool' in your 2dos. Draw what you would find in a rock pool.</p>	

Art



Through a window at the seaside collage.

Lots of artists have made pictures showing what they can see through a window. These paintings are by Henri Matisse.



In the story 'Window' by Jeannie Baker, the author creates all the pictures for her stories using **collage**.

Imagine you were staying by the seaside. What could you see through the window? Sea, sand, rocks, boats, beach huts, people swimming or sunbathing?

Make your own '**through a window at the seaside**' picture using collage. You could stick on paper, fabric, foil, tissue and any other materials you have at home. You can use the template provided if you want to or add strips of black paper for the window frame.



P.E.



Mrs. Woolfe (our PE teacher) has recorded some PE lessons for every year group. These are available each week in the Home Learning section on our school website: <http://www.stmatthews.cambs.sch.uk/website/pe/465070>

or have a go at **Joe Wicks' daily P.E. sessions**

<https://www.youtube.com/watch?v=cABsHbhqv7Q>

Or try these **online 5-minute follow-along fun fitness routines** with an array of different themes, from Pirates to Superheroes, and Pop to Jive. The Time-2-Chill resources are 2-minute follow-along routines concentrating on relaxation, imagination, co-ordination and mindfulness, a great way to assist well-being.

<https://player.5-a-day.tv/player>

The home access username and password for parents/carers and pupils of St Matthew's is:

USERNAME: 5-a-dayAtHome

PASSWORD: AtHome123

Online Learning Materials

Below are some recommended online learning resources.

Reading

- Oxford Owl - <https://www.oxfordowl.co.uk/>
- PhonicsPlay - <https://www.phonicsplay.co.uk/>

- **The Book Trust** have also compiled a very handy list of authors, illustrators and organisations currently producing content for children: <https://www.booktrust.org.uk/books-and-reading/have-some-fun/fun-at-home-with-authors-and-illustrators/>

Writing

- <https://www.teachhandwriting.co.uk/>
- <https://www.dkfindout.com/uk/>
- <https://www.discoveryeducation.co.uk/> (username: student6144 password: matthews10)

Mathematics

- <https://www.ictgames.com/>
- <https://www.topmarks.co.uk/maths-games/5-7-years/addition-and-subtraction>
- <https://nrich.maths.org/>

Please remember these are only suggested activities and resources; feel free to do other things or different tasks that your child is interested in and work at their own pace. **We do not expect them to complete everything.**

Children can record any work in their homework books, on paper or another pad or type work on the computer.

The BBC have lots of lessons and activities which may be helpful in revising and reinforcing some of the Maths and English we have covered this year. The content for maths is matched up with the White Rose Maths materials we are using. This may be helpful if your child has found some concepts difficult alongside the activities attached.

As always, please email us if you have any questions or you wish to share any of your children's work. **Please be aware that from next week we will be in school teaching the children who are able to return, so we may not be able to get back to you as quickly as usual.** We will of course be continuing to make and send home learning packs each Friday.

Kind regards,
Miss Hehir, Mrs Collard and Mrs Evans

khehir@stmatthews.cambs.sch.uk

ccollard@stmatthews.cambs.sch.uk

eevans@stmatthews.cambs.sch.uk

