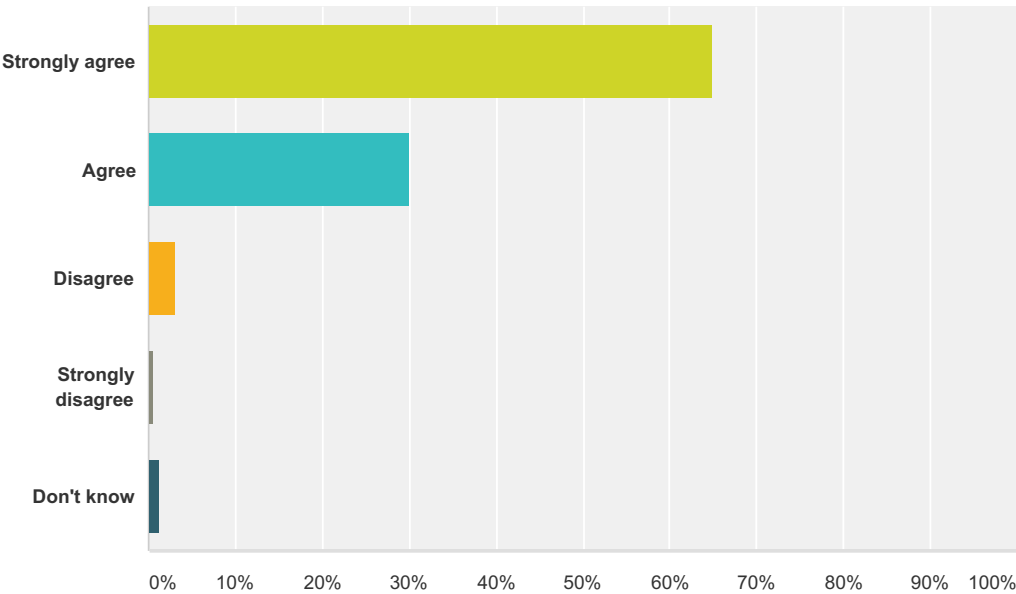


Q1 My child is happy at St Matthews.

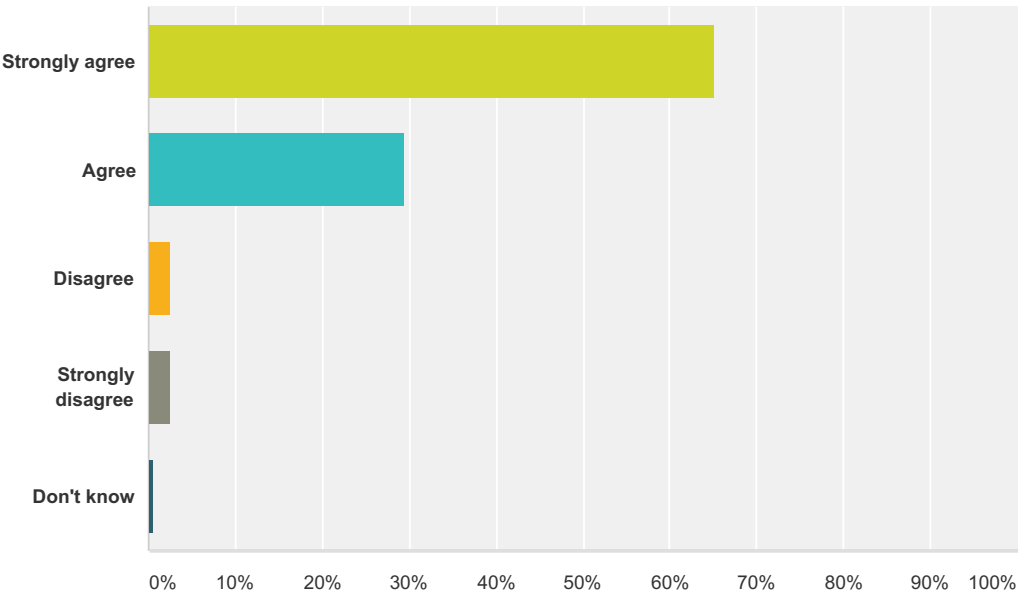
Answered: 160 Skipped: 8



Answer Choices	Responses	
Strongly agree	65.00%	104
Agree	30.00%	48
Disagree	3.13%	5
Strongly disagree	0.63%	1
Don't know	1.25%	2
Total		160

Q2 My child feels safe at St Matthew's.

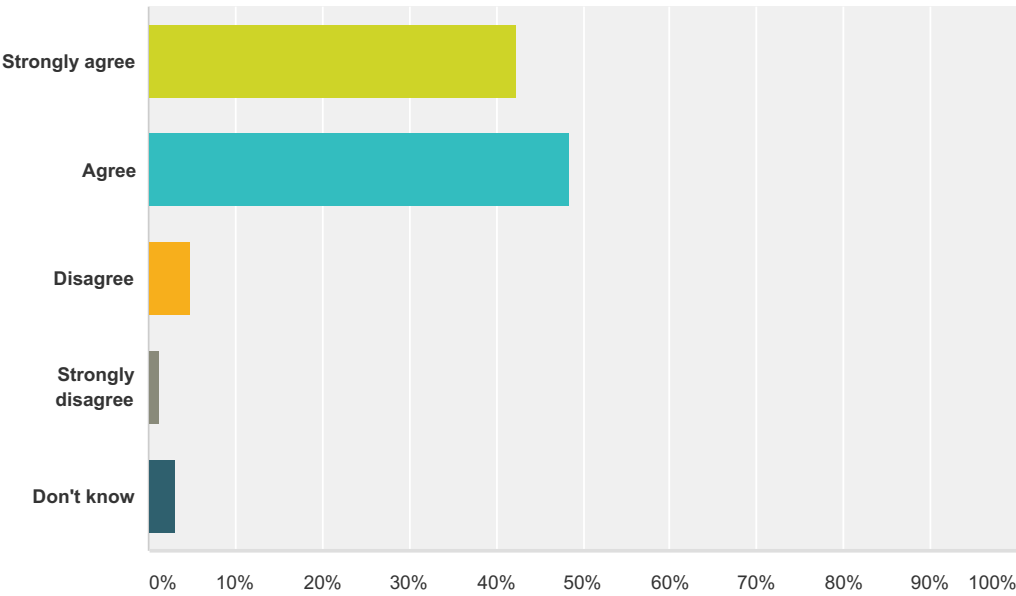
Answered: 166 Skipped: 2



Answer Choices	Responses	
Strongly agree	65.06%	108
Agree	29.52%	49
Disagree	2.41%	4
Strongly disagree	2.41%	4
Don't know	0.60%	1
Total		166

Q3 My child makes good progress at St Matthew's.

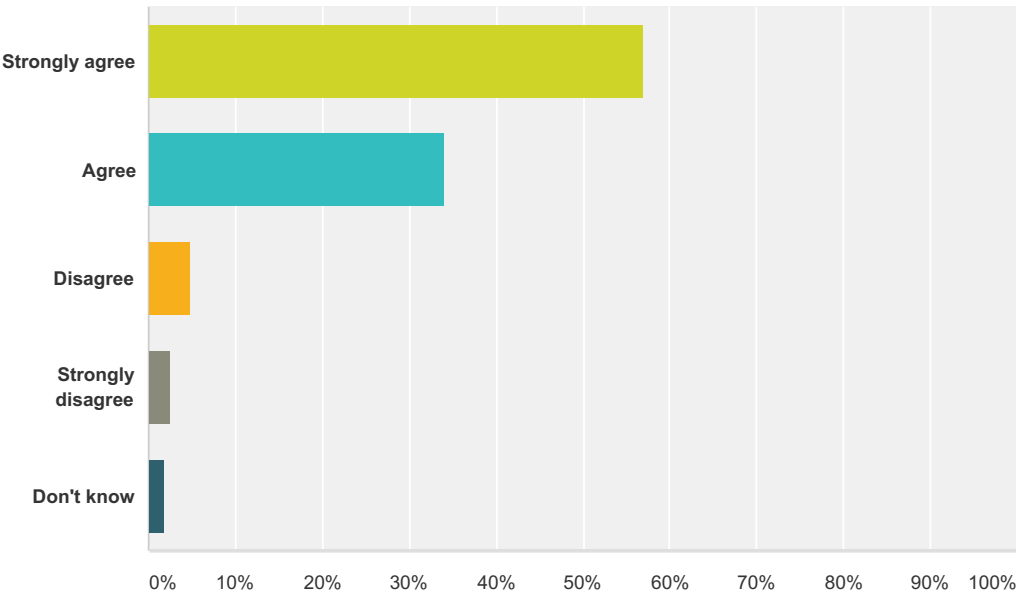
Answered: 165 Skipped: 3



Answer Choices	Responses	
Strongly agree	42.42%	70
Agree	48.48%	80
Disagree	4.85%	8
Strongly disagree	1.21%	2
Don't know	3.03%	5
Total		165

Q4 My child is well looked after at St Matthew's.

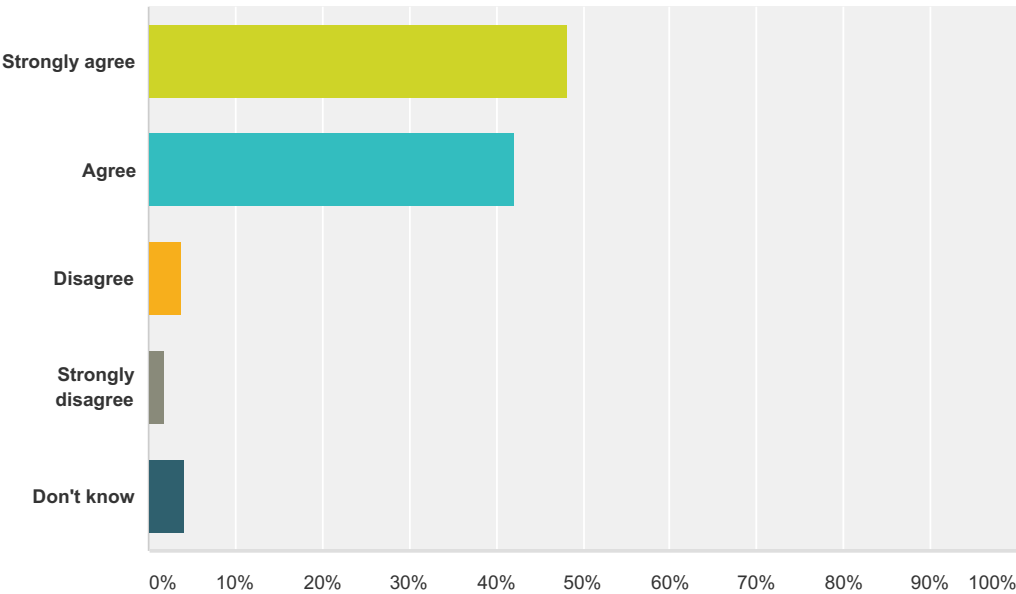
Answered: 165 Skipped: 3



Answer Choices	Responses	
Strongly agree	56.97%	94
Agree	33.94%	56
Disagree	4.85%	8
Strongly disagree	2.42%	4
Don't know	1.82%	3
Total		165

Q5 My child is taught well at St Matthew's.

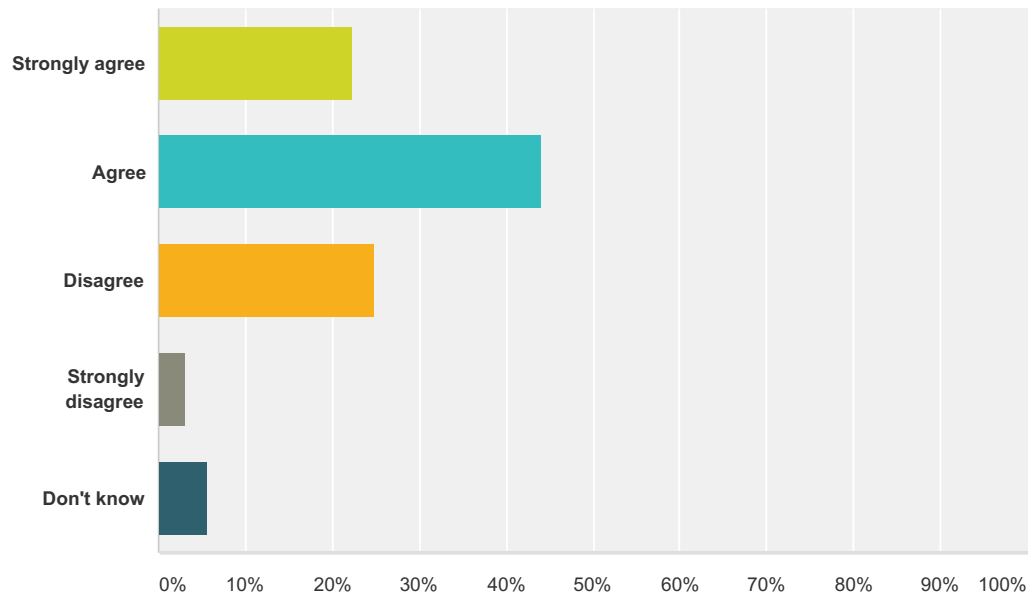
Answered: 164 Skipped: 4



Answer Choices	Responses	
Strongly agree	48.17%	79
Agree	42.07%	69
Disagree	3.66%	6
Strongly disagree	1.83%	3
Don't know	4.27%	7
Total		164

Q6 My child receives appropriate homework.

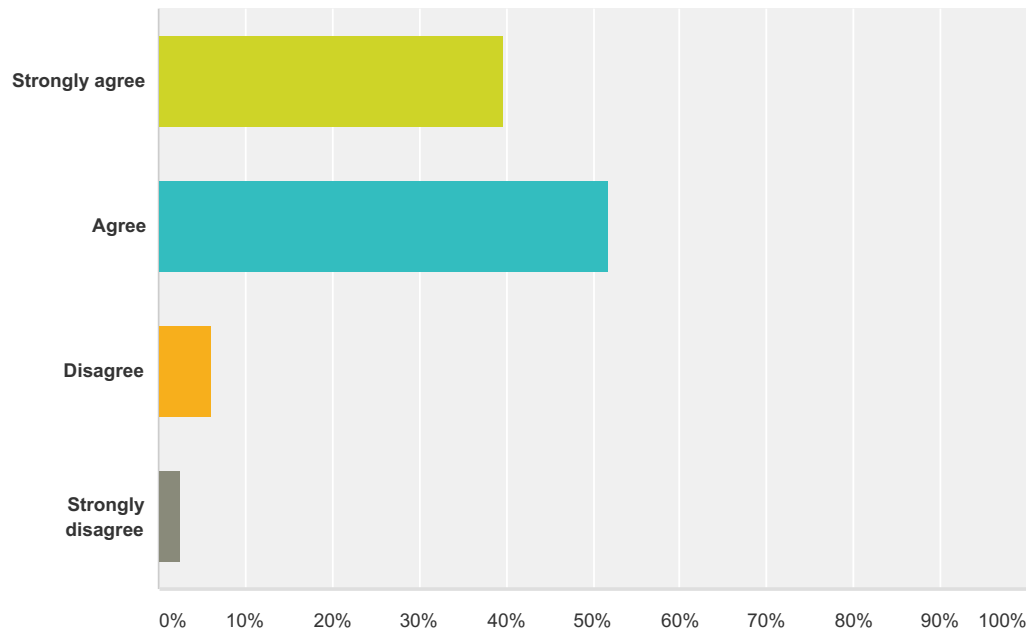
Answered: 161 Skipped: 7



Answer Choices	Responses	
Strongly agree	22.36%	36
Agree	44.10%	71
Disagree	24.84%	40
Strongly disagree	3.11%	5
Don't know	5.59%	9
Total		161

Q7 St Matthew's makes sure its pupils are well behaved.

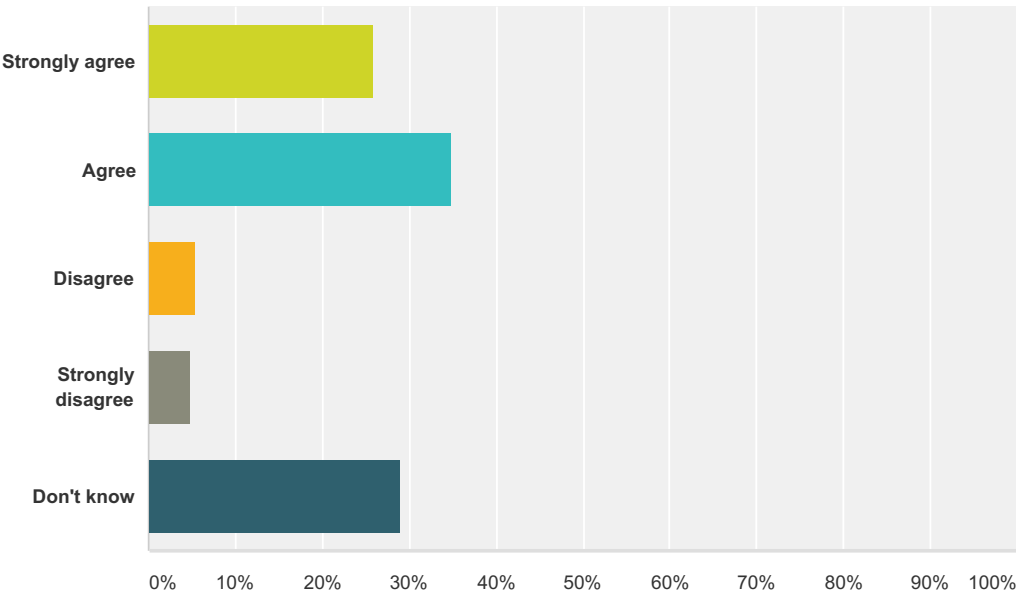
Answered: 164 Skipped: 4



Answer Choices	Responses	
Strongly agree	39.63%	65
Agree	51.83%	85
Disagree	6.10%	10
Strongly disagree	2.44%	4
Total		164

Q8 St Matthew's deals effectively with bullying.

Answered: 166 Skipped: 2

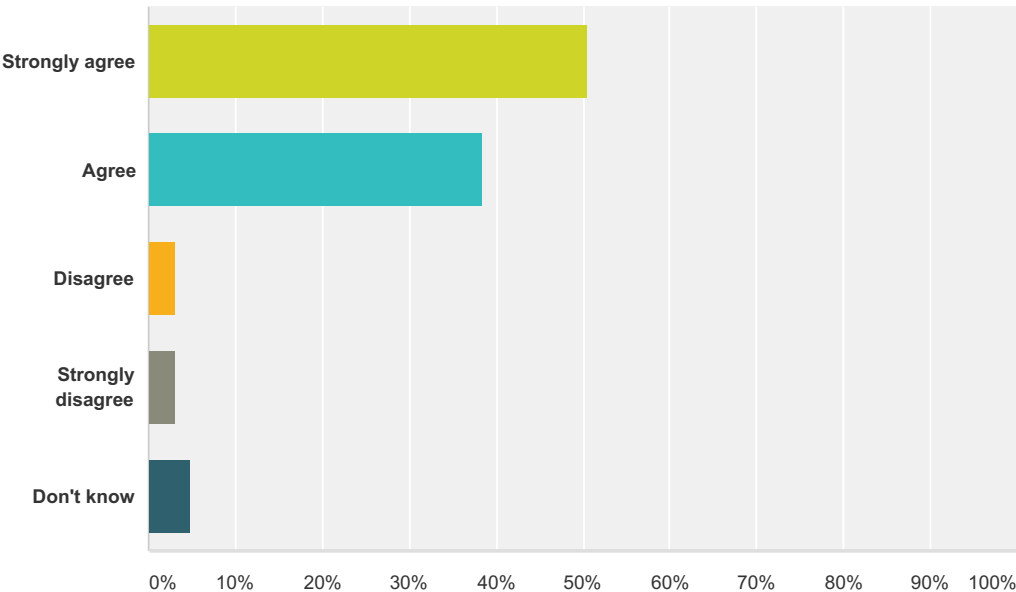


Answer Choices	Responses	
Strongly agree	25.90%	43
Agree	34.94%	58
Disagree	5.42%	9
Strongly disagree	4.82%	8
Don't know	28.92%	48
Total		166



Q9 St Matthew's is well led and managed.

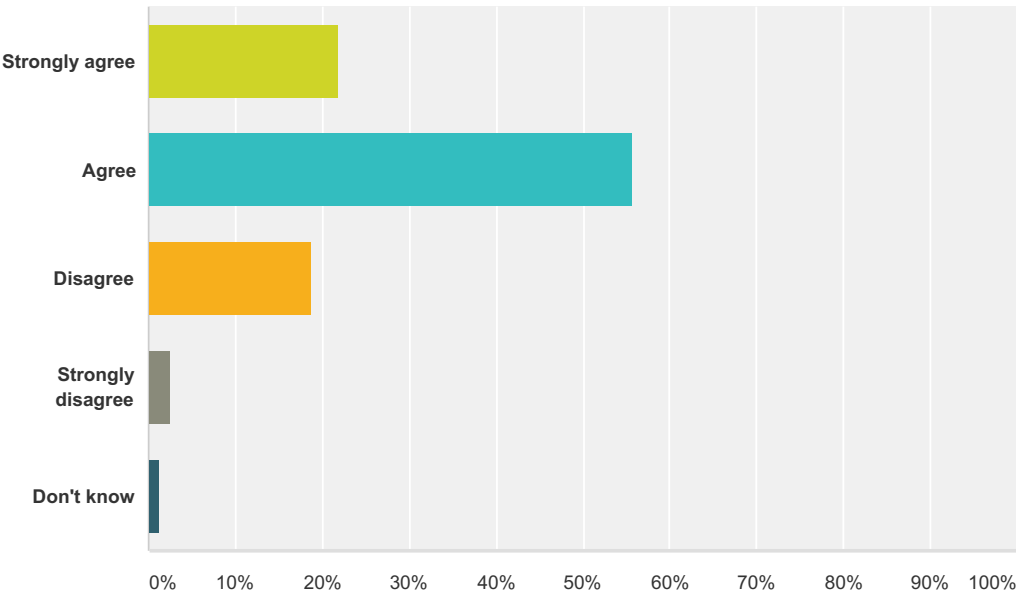
Answered: 164 Skipped: 4



Answer Choices	Responses	
Strongly agree	50.61%	83
Agree	38.41%	63
Disagree	3.05%	5
Strongly disagree	3.05%	5
Don't know	4.88%	8
Total		164

Q10 I receive valuable information from the school about my child’s progress.

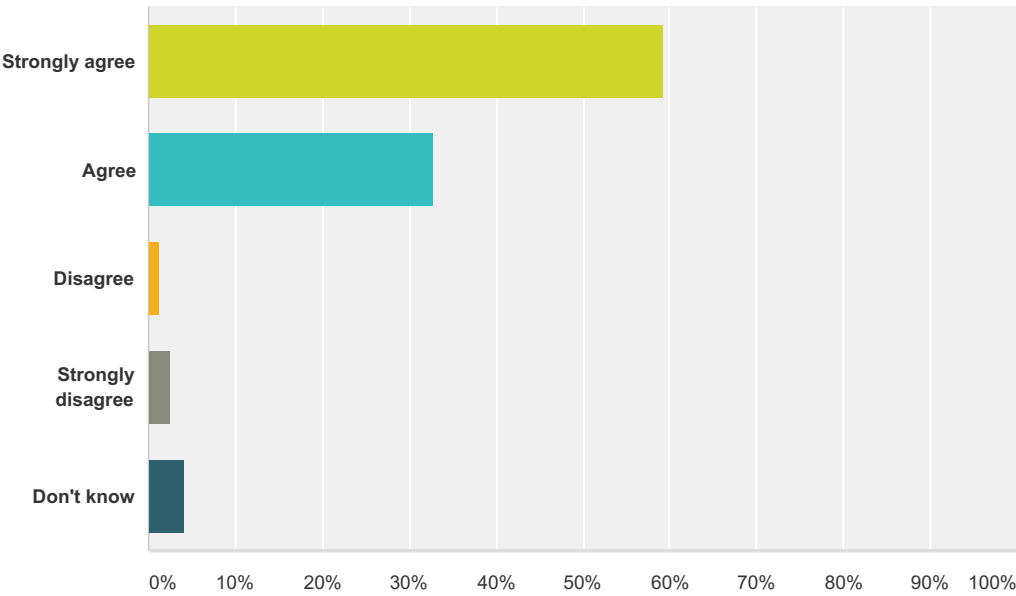
Answered: 165 Skipped: 3



Answer Choices	Responses	
Strongly agree	21.82%	36
Agree	55.76%	92
Disagree	18.79%	31
Strongly disagree	2.42%	4
Don't know	1.21%	2
Total		165

Q11 I would recommend this school to another parent.

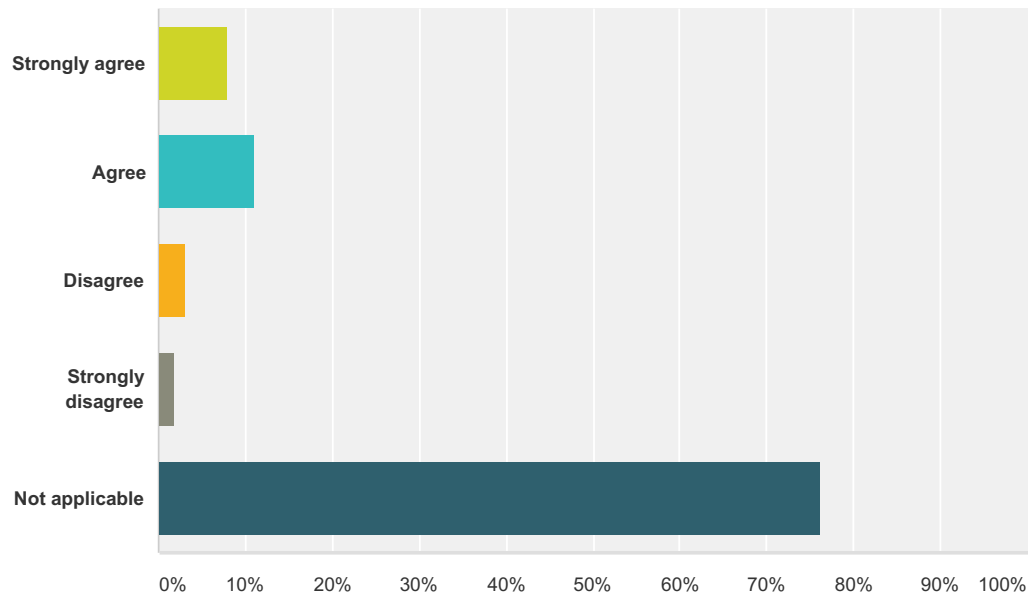
Answered: 165 Skipped: 3



Answer Choices	Responses	
Strongly agree	59.39%	98
Agree	32.73%	54
Disagree	1.21%	2
Strongly disagree	2.42%	4
Don't know	4.24%	7
Total		165

Q12 When I have needed to contact a school governor, I have been able to do so.

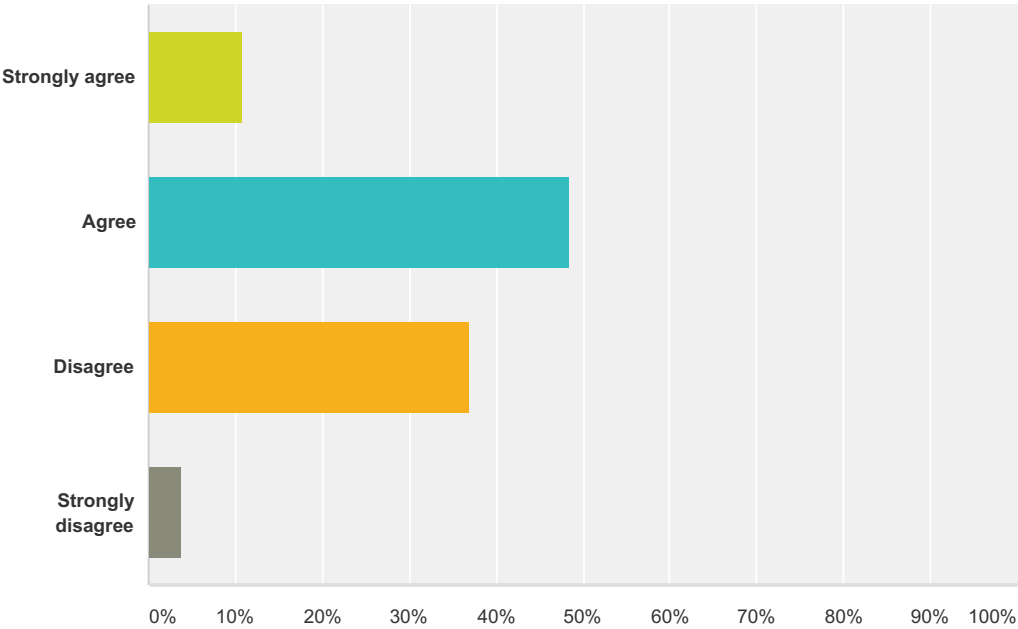
Answered: 164 Skipped: 4



Answer Choices	Responses	
Strongly agree	7.93%	13
Agree	10.98%	18
Disagree	3.05%	5
Strongly disagree	1.83%	3
Not applicable	76.22%	125
Total		164

Q13 I receive an appropriate amount of information about the work of the governors.

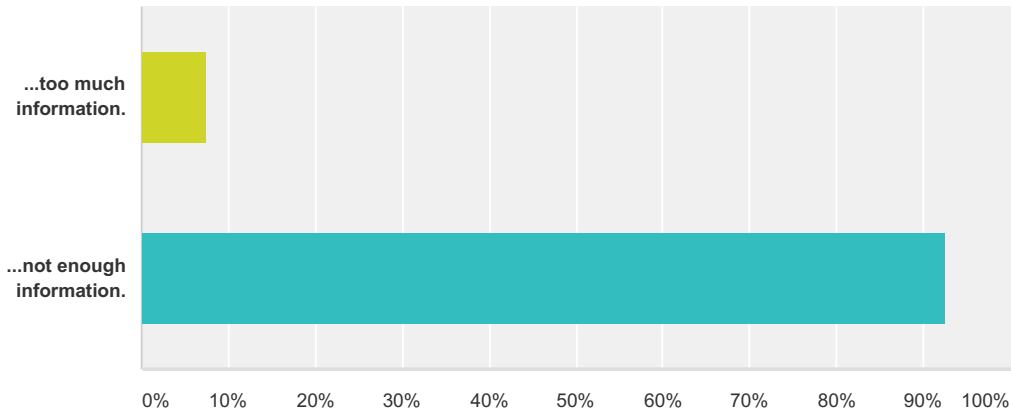
Answered: 157 Skipped: 11



Answer Choices	Responses	
Strongly agree	10.83%	17
Agree	48.41%	76
Disagree	36.94%	58
Strongly disagree	3.82%	6
Total		157

**Q14 You said that you did not receive an appropriate amount of information about the work of the governors. Please say if you receive...**

Answered: 67   Skipped: 101



Answer Choices	Responses	
...too much information.	7.46%	5
...not enough information.	92.54%	62
Total		67

**Q15 Please enter any comments you may have about the questions in this survey below. In particular, if you have answered "disagree" or "strongly disagree" to any of the questions, please give us some details below.**

Answered: 42 Skipped: 126

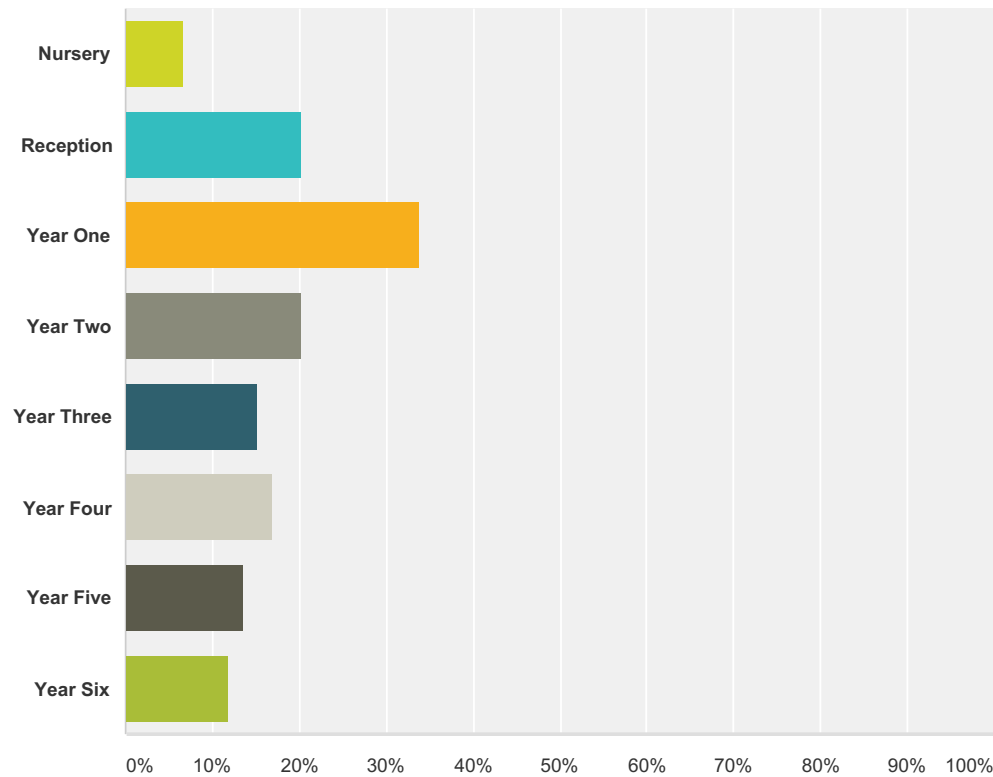
**Q16 I think the priorities for the next School Development Plan should be...**

Answered: 42   Skipped: 126



Q17 I have children in the following year groups:

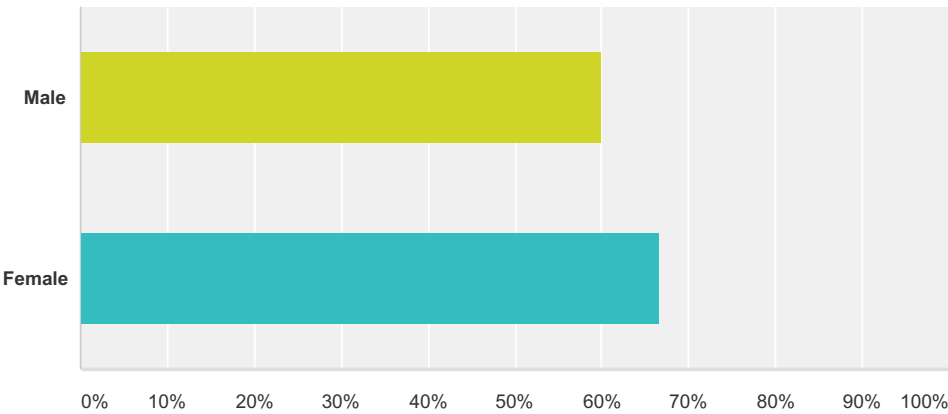
Answered: 59 Skipped: 109



Answer Choices	Responses	
Nursery	6.78%	4
Reception	20.34%	12
Year One	33.90%	20
Year Two	20.34%	12
Year Three	15.25%	9
Year Four	16.95%	10
Year Five	13.56%	8
Year Six	11.86%	7
Total Respondents: 59		

Q18 My child/children are (you can tick both boxes):

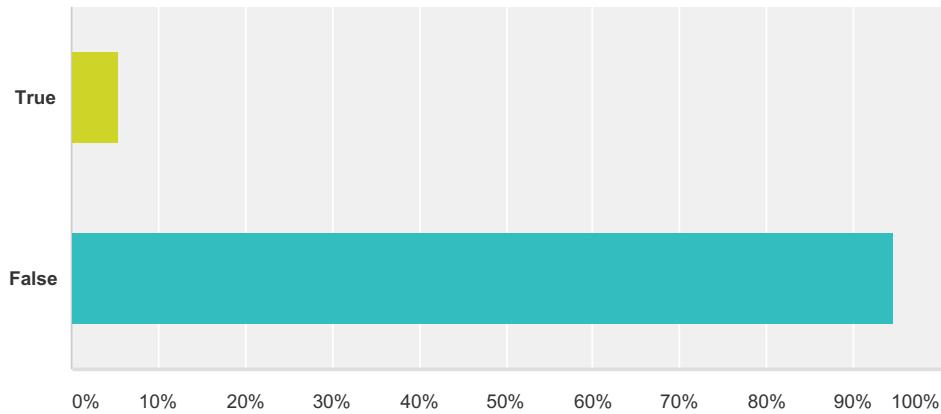
Answered: 60 Skipped: 108



Answer Choices	Responses	
Male	60.00%	36
Female	66.67%	40
Total Respondents: 60		

Q19 I have a child in school who has special educational needs or a disability.

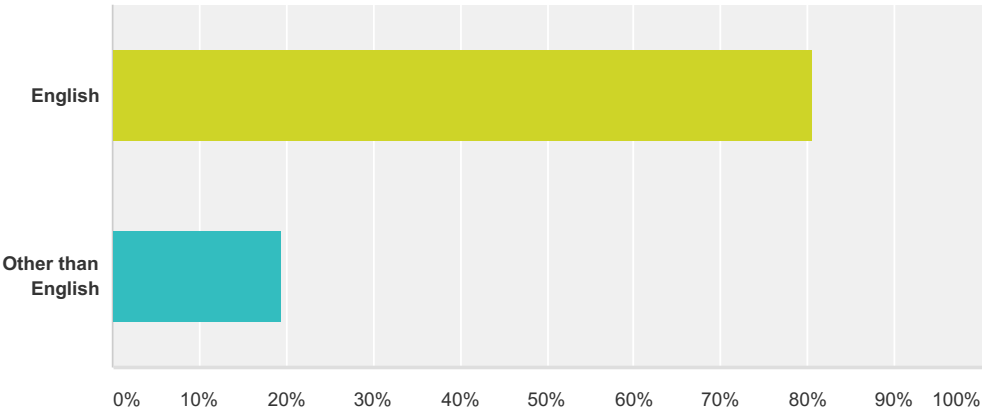
Answered: 55 Skipped: 113



Answer Choices	Responses	
True	5.45%	3
False	94.55%	52
Total		55

Q20 Our home language is

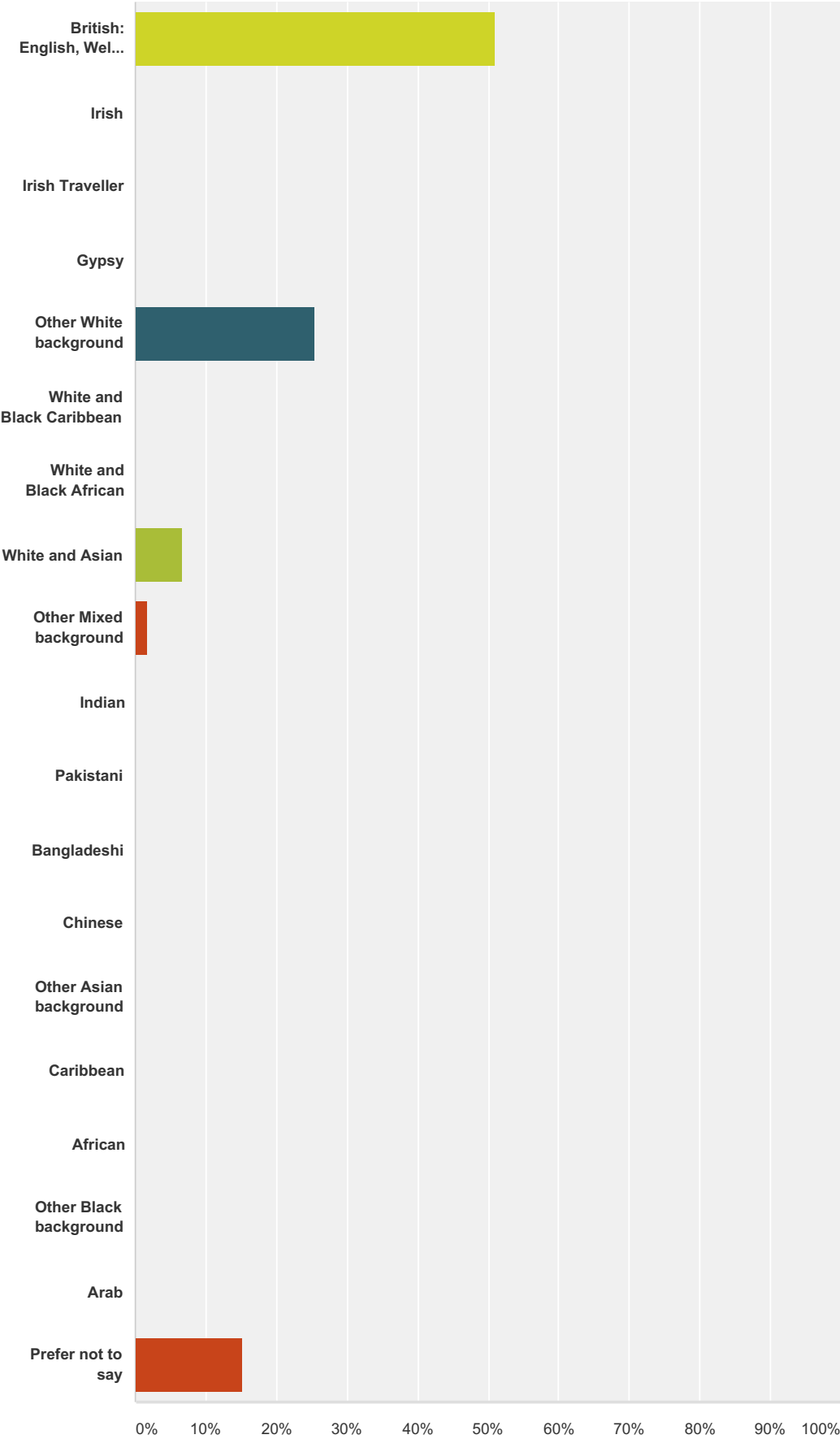
Answered: 62 Skipped: 106



Answer Choices	Responses	
English	80.65%	50
Other than English	19.35%	12
Total		62

**Q21 I would describe my child's ethnicity as:**

Answered: 59   Skipped: 109



Answer Choices	Responses	
British: English, Welsh, Northern Irish, Scottish	50.85%	30
Irish	0.00%	0
Irish Traveller	0.00%	0
Gypsy	0.00%	0
Other White background	25.42%	15
White and Black Caribbean	0.00%	0
White and Black African	0.00%	0
White and Asian	6.78%	4
Other Mixed background	1.69%	1
Indian	0.00%	0
Pakistani	0.00%	0
Bangladeshi	0.00%	0
Chinese	0.00%	0
Other Asian background	0.00%	0
Caribbean	0.00%	0
African	0.00%	0
Other Black background	0.00%	0
Arab	0.00%	0
Prefer not to say	15.25%	9
<b>Total</b>		<b>59</b>